

Bass Drum Pad for Batterhead -Assembly Instruction-

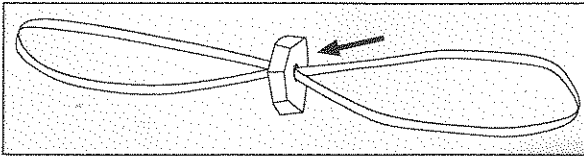


figure 1

STEP 1:

Pass the elastic band through the hole in the foam holder so that it is hanging in the middle of the elastic. (figure 1)

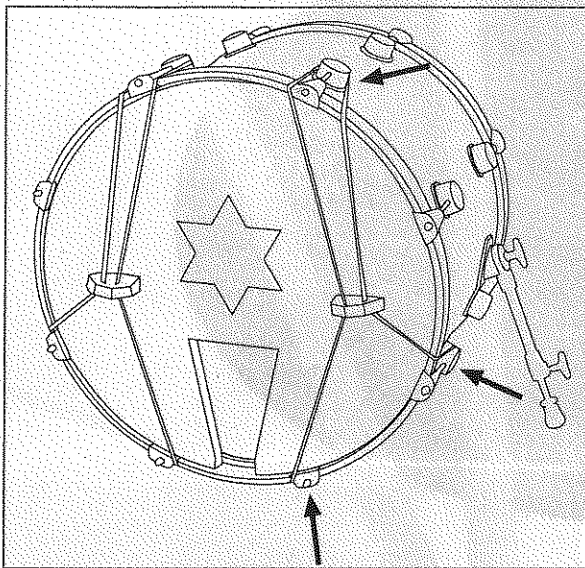


figure 2

STEP 2:

Fix one part of the elastic behind the drum tuner (top). The second part has to be torn down so that you can fix it behind the lower tuners. (figure 2)

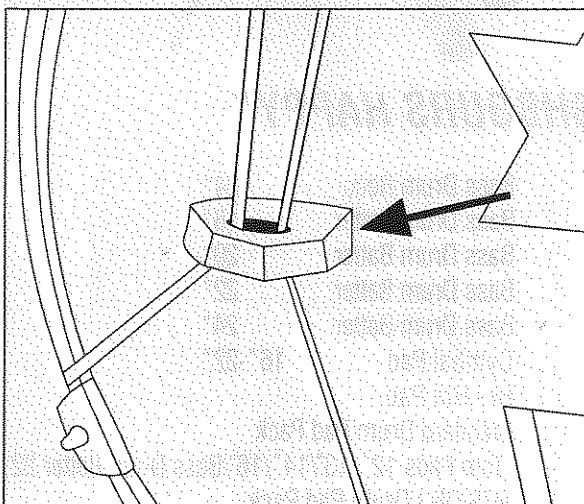


figure 3

STEP 3:

The foam holder should fix the drum pad according to the picture. (figure 3)

STEP 4:

Repeat for each side.