



## MEL-4 Multi-Effect-Light



## User Manual

item number: 00073436  
Version: 12/2020

Thank you for choosing this product. To ensure that you are completely satisfied with this product, please read and understand this manual carefully.



## PLEASE READ CAREFULLY

Please keep this manual in a safe place for future reference. Hand over all documents when passing on the product to third parties. Never leave children unattended with the packaging material. For products packed in plastic bags, there is a risk of suffocation from packaging materials. The product should only be used under adult supervision. Only use the product if it is in perfect condition. Do not use the product if damage is visible or suspected. We are not liable for any damage that occurs as a result of non-observance of the safety instructions or incorrect or improper handling.



Follow the operating instructions!



The **WARNING** signal word identifies hazards that, without precautions, could result in serious injury.



The signal word **NOTE** indicates general precautions that should be observed when handling the product



Images and screen images in this manual may differ slightly from the actual product's appearance, as long as it does not adversely affect the technical characteristics and safety of the product.



All personal phrasing in this manual should be considered gender neutral.

This operating manual applies to responsible users and to persons who have been supervised or instructed in the operation of the device by a person responsible for their safety and who have proven that they are capable of handling the device.



**Children should be supervised to ensure that they do not use this device as a toy.  
Never allow children to play unattended with the packaging material.**



**Risk of damage to property! We are not liable for accidents that occur as a result of non-observance of the safety instructions or incorrect handling.**

All information in this operating manual has been checked to the best of our knowledge and belief. However, neither the author nor the publisher can be held liable for any damages related to the use of this manual.

Other product, brand and company names mentioned in this document may be the trademarks of their respective owners. The user of this document is responsible for compliance with all applicable copyright laws.

 **WARNING**

**Caution**

Please observe the following basic instructions in order not to endanger yourself or others and to avoid damage to external devices.

 **NOTE**

**Warnings**

Do not disassemble or modify the product. This could result in injury from electric shock. If you notice that the power cord shows obvious signs of wear, the appliance is malfunctioning, smells burnt or smokes, immediately unplug the appliance from the wall outlet and refer servicing, maintenance or repair to an authorised service centre or your dealer.

Before cleaning the product, you should turn it off and disconnect it from the power supply. Always place the product on a flat, stable surface to ensure a secure stand.

Do not use the product in a damp or wet environment.

Do not place containers filled with liquids, such as vases, glasses or bottles, on the product.

Do not place small objects on top of it that could slide in, such as hairpins, sewing needles or coins.

 **NOTE**

**Precautions**

To avoid damage to the product, do not place it in places with high temperatures or a lot of dust, do not place it directly next to an air conditioner and avoid direct sunlight.

Do not place the article near other electrical equipment to avoid interference.

Do not use force when handling the product or place heavy objects on it.

Disconnect the power supply if you are not going to use the device for a longer period of time. To disconnect the power, pull the plug, not the cable.

Please handle the power cable with care. It should not be near radiators, do not place heavy objects on it and lay it in such a way that no persons can step on it or fall over it.

 **WARNING**

**Mains voltage**

If an external power supply unit is required for use, connect it to an outlet with the correct voltage.

Do not connect the device to a different mains voltage than that for which your product is intended.

Unplug the power cord from the wall outlet when not using the product or when there is a thunderstorm.

 **WARNING**

**Installation / Hanging mounting**

The installation may only be carried out by authorised specialist personnel!  
In case of overhead rigging, please observe the applicable standards and regulations in your country. In any case, a second independent suspension must be used to secure the unit. This can be ensured by a safety net or a suitable safety rope/chain or similar.  
When mounting the unit on a stand, its secure stand and compliance with its maximum load must be ensured.

 **WARNING**

**Fire hazard**

Do not attach the product to flammable materials. Do not cover ventilation slots and do not operate the product above 40°C ambient temperature. Use the attached holding device for mounting.  
Keep a safety distance of at least 50cm to all other surfaces. Maintain a minimum distance of at least 50cm between the light emission and the illuminated area. Keep liquids, moisture and inflammable materials away from the product.

 **NOTE**

**High light intensity**

High light intensity can cause visual damage. Do not look directly into the light source.

 **NOTE**

**Epilepsy**

Flashing light can cause epileptic seizures. People who are sensitive to flashing light should avoid exposing themselves to flashing light and refrain from looking directly at the light source.

 **NOTE**

**Place**

Do not expose the product to the following conditions to avoid deformation, discoloration or major damage:  
Direct sunlight, extreme temperature or humidity, excessively dusty or dirty place, strong vibrations or shocks, strong magnetic fields

 **NOTE**

**Cleaning**

Clean the product only with a soft, dry cloth. Do not use paint thinner, solvents, cleaning fluids or chemically impregnated wipes.

 **NOTE**

**Handling**

Do not exert excessive force on operating elements such as switches, knobs, buttons, and fastening screws.  
Do not insert any paper, metal or other objects inside. If this happens, unplug the AC adapter/power cord from the wall outlet. Have the product checked by qualified service personnel.

© 2020

This manual is protected by copyright. Copying or reprinting, even in extracts, is only permitted with the consent of Musikhaus Kirstein GmbH. The same applies to the reproduction or copying of pictures, also in modified form.

## Content

<b>1. General overview .....</b>	<b>5</b>
<b>2. Commissioning and mounting.....</b>	<b>5</b>
<b>3. Product overview and operating elements .....</b>	<b>6</b>
<b>4. IR remote control .....</b>	<b>8</b>
<b>5. Technical data.....</b>	<b>9</b>

## 1. General overview

The MEL-4 Multi-Effect-Light is a powerful RGBWUV LED light effect that produces constantly rotating, multicoloured light beams. The best effect you get in connection with a fog machine. This light effect has an integrated auto program and music control. The included IR remote control can be used for color and effect control.

## 2. Commissioning and mounting

Please use only the supplied mains adapter.

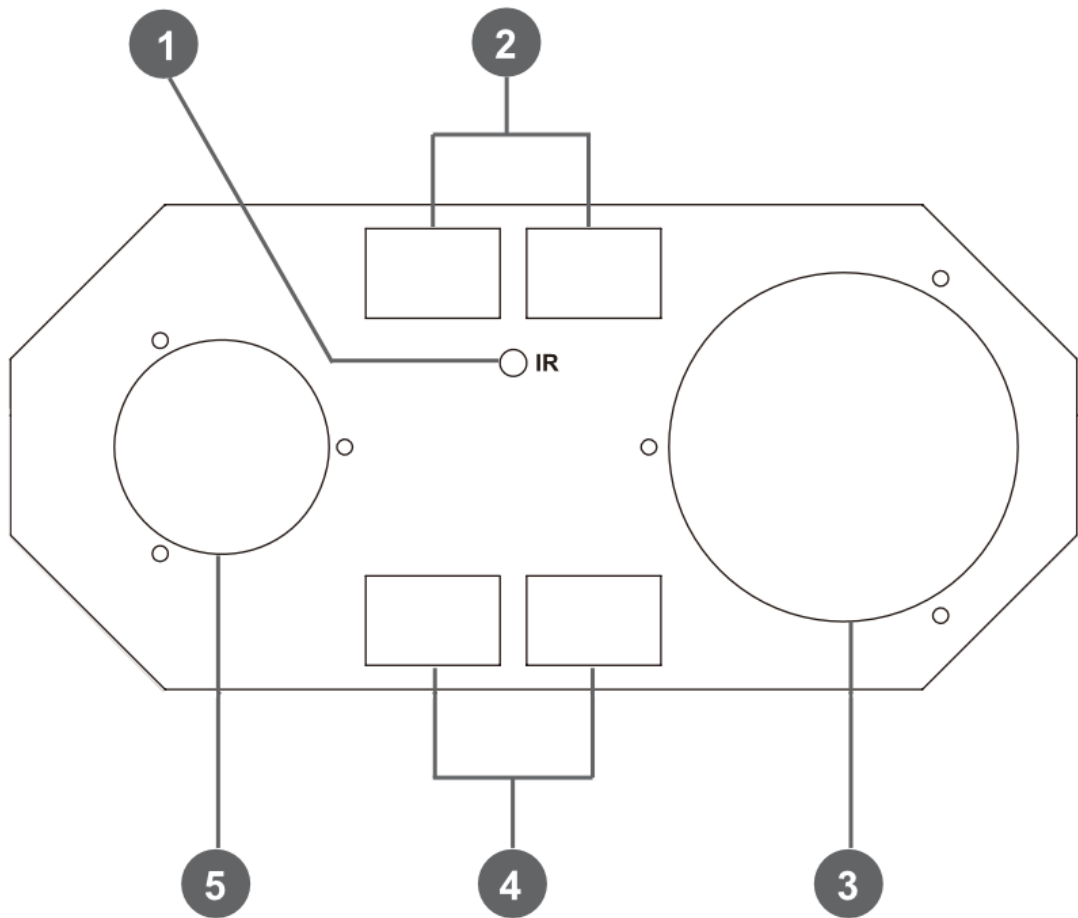
To ensure adequate ventilation, mount the lighting effect with the bracket or holding device. Operate the spotlight to all further sides with a minimum distance of 50cm to surfaces. Keep a minimum distance of at least 50cm between the light emission and the illuminated area.

This spotlight is only intended for operation in dry indoor areas (protection class IP20). Keep the spotlight away from liquids, moisture and flammable materials. Mount the spotlight carefully to avoid injury by falling.

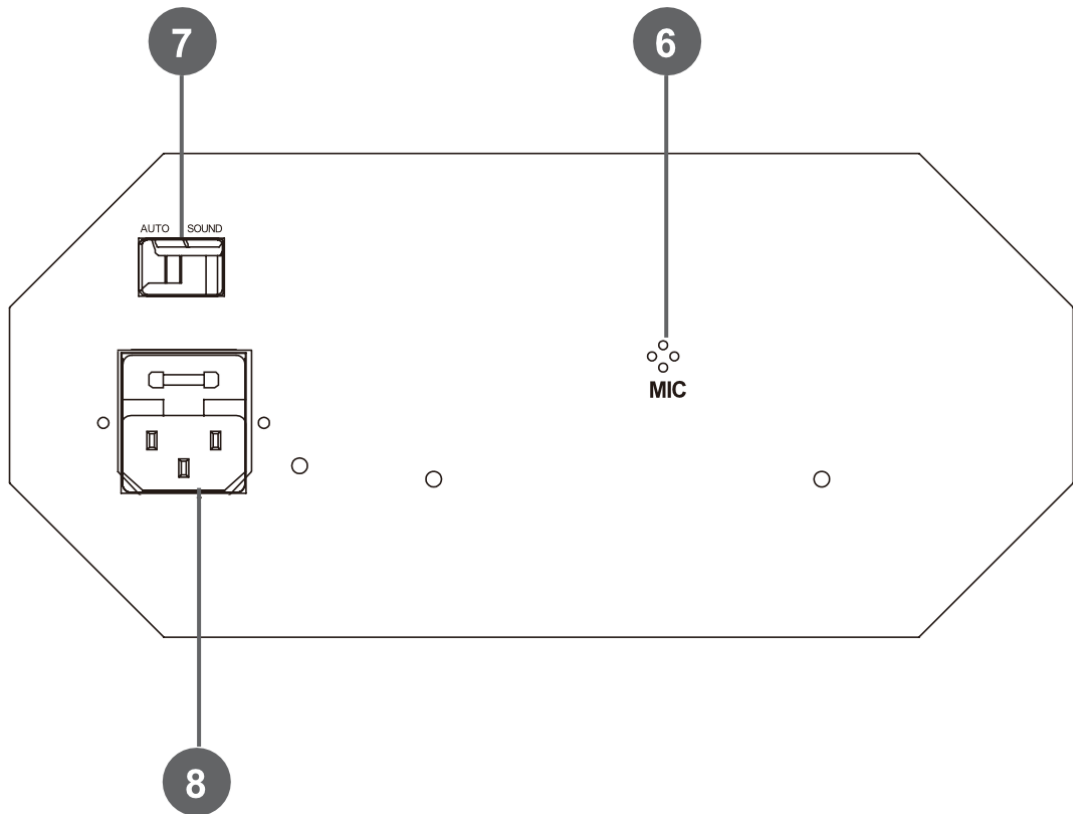
The spotlight may only be mounted and secured by qualified personnel.

In case of overhead rigging, please observe the applicable standards and regulations in your country. In any case, the installation must be secured by a second independent suspension (e.g. safety net, safety rope, safety chain).

### 3. Product overview and operating elements












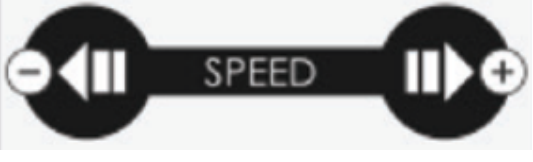

No.	Name	Function
1	IR receiver	Receives the signal from the remote control
2	Lens	LED Strobe effect
3	Lens	LED MagicBall effect
4	Lens	LED UV-Light effect
5	Lens	LED Waterfall effect



No.	Name	Function
6	Microphone	The input signal via the microphone influences the music control.
7	Selector switch	Mode selection: Auto, Sound  Position Auto: Auto program  Position Sound: Music control
8	port for power supply	Connect this connector to the supplied mains cable. Do not connect the device to a different mains voltage than that for which your product is intended.

## 4. IR remote control



	Auto program		Magicball solo
	Music control		Waterfall solo
	Blackout		UV solo
			Strobe solo
	Motor-of Magicball + Waterfall decrease/increase		
	Strobe-speed decrease/increase		
	Sensitivity music control decrease/increase		



## 5. Technical data

Article description	MEL-4 Multi-Effect-Light
LED Power	MagicBall 6W Waterfall 5W UV 4W Strobe 4W
Operating Modes	Auto/Sound
Size in mm	277x120x169,7
Weight in kg	1,4
Power supply	220-240V 50/60Hz
Power consumption	Max. 30W
Operating temperature max.	40°C
Protection class	IP20

## **WEEE declaration**

**(Waste of Electrical and Electronic Equipment)**

Your product has been designed and manufactured with high quality materials and components that are recyclable and can be reused.

This symbol means that electrical and electronic devices must be disposed of separately from household waste at the end of their useful life.

Please dispose of this device at your local municipal collection point or at the recycling center.

Please help preserve the environment we live in.



Technical changes and changes in appearance are reserved.

All information corresponds to the status at the time of printing.

Musikhaus Kirstein GmbH assumes no liability for the correctness and completeness of the descriptions, illustrations and information contained therein.

Shown colors and specifications may differ slightly from the product.

Musikhaus Kirstein GmbH - Products are only available through authorized dealers.

Distributors and dealers are not authorized representatives of Musikhaus Kirstein GmbH and have no authorization to bind Musikhaus Kirstein GmbH legally in any way, be it expressly or through coherent action.

 **KIRSTEIN.de**

**Musikhaus Kirstein GmbH**

**Bernbeurener Str. 11**

**86956 Schongau – Germany**

**Phone: 0049-8861-909494-0**

**Fax: 0049-8861-909494-19**

