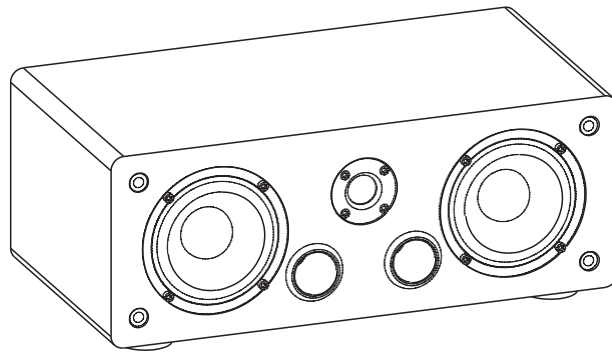




McGrey CS-440 BK Shelf/Center-Speaker

Art. Nr.: 00068369



Instruction Manual

Revision: *-05-2020

© 2020

This manual is protected by copyright. Any copying or reprint, even in excerpts, is only allowed with written consent of Musikhaus KIRSTEIN GmbH. The same applies to reproduction or copying of images, even in altered form.

Contents

Safety Instructions	1
Packing List	1
Specifications	2
Placement Guidelines	3
Connections	4
Care and Maintenance	5
WEEE-Declaration (Waste of Electrical and Electronic Equipment)	6

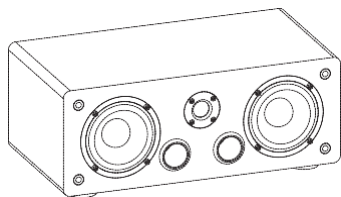
Thank you for purchasing this product. To ensure you will be completely satisfied with this product, read and understand this manual carefully before use. Keep the manual in a safe place. The Operating Manual must be passed on to all subsequent users.

Safety Instructions


1. Please read the instructions carefully before installation and use. Keep the manual safe for future reference.
2. To prevent fire or electrical shock, do not expose the speakers to rain or water.
3. To prevent the enclosure from warping or discoloring, do not place the speakers where they will be exposed to direct sunlight or excessive humidity.
4. Damage to the woofer and tweeter may occur if the speaker is dropped or hit—resulting in no sound or distorted sound.
5. Use only approved and certified wiring in your installation, do not stretch or place the wire in contact with sharp objects.
6. Make no modifications to the speakers or accessories. Unauthorized alterations may compromise safety, regulatory compliance, and system performance.
7. This product must be used indoors. It is neither designed nor tested for use outdoors.

Packing List

Ensure that you have received all parts according to the component checklist prior to installation. If any parts are missing or faulty, contact your place of purchase for a replacement.



Speaker and Speaker Cable



Instruction Manual

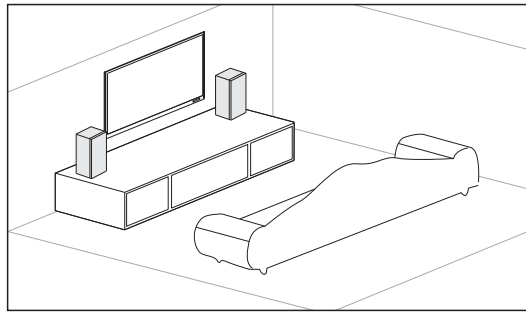
Specifications

Woofer	4" Polypropylene Cone x2
Tweeter	0.75" Silk Dome
Frequency Range	120Hz-20kHz
Sensitivity (1w/1m)	83dB
RMS Power	40W
Impedance (Ω)	4 Ω
Dimensions	400x218x160mm (15.7"x8.6"x6.3")

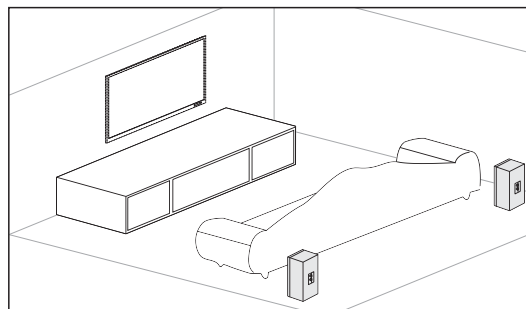
Placement Guidelines

The CS-440 can be used multifunctionally as a bookshelf speaker, surround speaker (satellite) or center speaker. Please refer to the pictures below for individual set-up options:

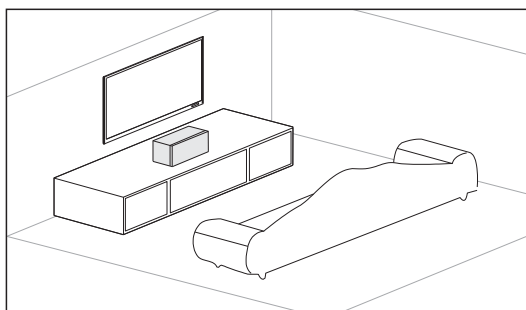
Main Left and Right Channels
Position the speakers on both sides of the TV.



Surround Left and Right Channels
When using the speaker as rear channel speakers in a home theater application, they should be placed to the side and slightly behind the listening position.

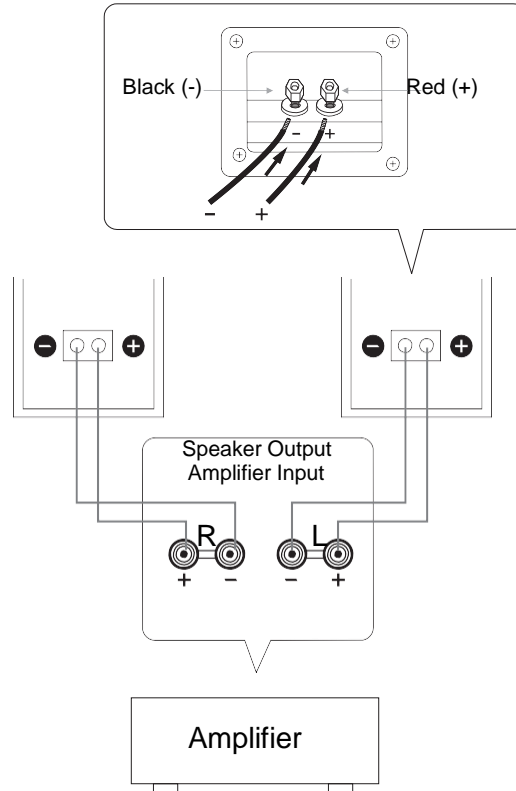


Center Channel
When using the speaker as a center channel speaker in a home theater application, locate the speaker as close to the center of your TV or monitor as possible



Connections

Always check to ensure polarity is correct.



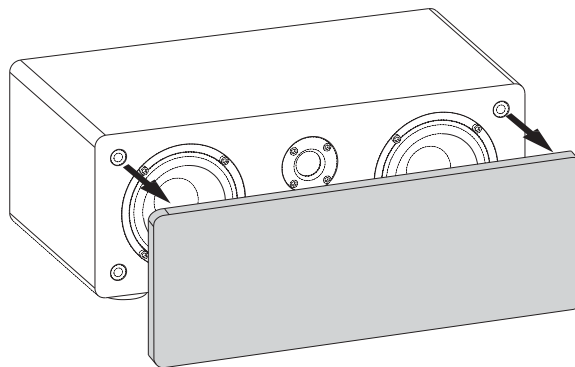
Note:

1. When using an amplifier with a rated output power higher than the nominal input power of the speakers, care should be taken never to exceed the speakers' maximum input. This speaker is compatible with 4- or 8-Ohm audio amplifiers.
2. Anytime you note distortion, reduce the volume control on your amplifier to a lower setting. Never allow your amplifier to be driven into "clipping". Otherwise the speakers may be damaged.

Care and Maintenance

1. Disconnect the wiring to the speaker when unused for long periods of time.
2. Ensure all equipment is turned off prior to cleaning.
3. Front cover requires only occasional dusting.

The front cover is fastened to the enclosure at four points. To remove the cover, grasp both sides and slowly pull straight away from the speaker. To reattach, line up the four pegs on the inside surface of the cover with the four corresponding holes on the speaker and push gently.



Tips:

When the cover is removed, take care not to touch the speaker drivers with your hands or to exert excessive force with tools.

Do not attempt to clean the speakers with chemical solvents as this might damage the finish. Always clean using a dry cloth.

WEEE-Declaration (Waste of Electrical and Electronic Equipment)

Your product has been designed and manufactured using quality materials and components that are recyclable and reusable. The symbol means that your product must be disposed separately from household waste at the end of its service life.

Dispose of this equipment at your local collection point or recycling center.

Please help to protect the environment in which we all live.

All specifications and appearances are subject to change without notice. All information was correct at time of printing. Musikhaus Kirstein GmbH does not guarantee for the accuracy or completeness of any description, photograph or statement contained in this manual. Printed colors and specifications may vary slightly from product. Products from Musikhaus Kirstein GmbH are only sold through authorized dealer. Distributors and dealers are not agents of Musikhaus Kirstein GmbH and have no authority to bind Musikhaus Kirstein GmbH legally in any way.



Musikhaus Kirstein GmbH

Bernbeurener Str. 11

86956 Schongau – Germany

Telefon/Phone: 0049-8861-909494-0

Telefax/Fax: 0049-8861-909494-19

www.kirstein.de

