



Professional **DM-58-B** Dynamic Microphone User Manual

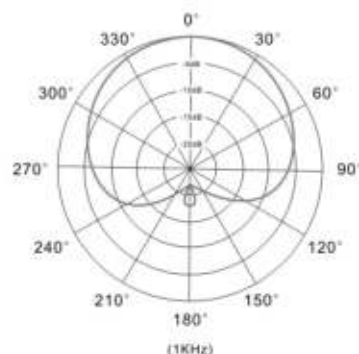
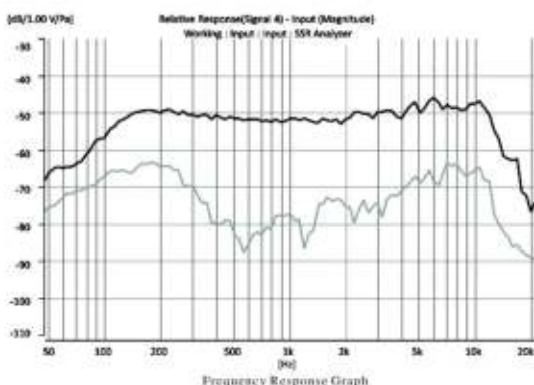
GENERAL

- The microphone is dynamic microphone with a strong, wire-mesh, spherical front grille that contains a highly effective wind and pop filter.
- Adopting cardioid dynamic cartridge with highly consistency, it creates superb isolation and unsurpassed gain-before-feedback, and is optimized for using in vocal, speaking and instrument performances. The feature of noise absorption eliminates external and handling noise.
- The microphone provides excellent vocal or speech reproduction on lecterns and stages, and is a popular choice for use in public auditoriums, churches, convention halls, and schools.



SPECIFICATIONS

1. Type: Dynamic
2. Polar Pattern: Uni-Directional
3. Frequency Response: 70Hz-16KHz
4. Impedance: $600 \Omega \pm 20\%$ at 1KHz
5. Sensitivity: $-52\text{dB} \pm 3\text{dB}$ ($0\text{dB}=1\text{V}/\text{Pa}$ at 1KHz)
6. Body Material: Zinc alloy
7. NetWeight(Less cable): 216.8g
8. Dimensions m/m: 53 x 178mm





 **KIRSTEIN.de**
We love music!



excellent sound

- Sauerstofffreies Kupfer
- Hochdichter Kupferschild
- Hochflexibler und robuster Außenmantel
- Handgelötet
- Säure- und ölfest
- Spannzangen und Zugentlastung
- Niedrige Leiterkapazität
- 3 Jahre Garantie
- Oxygen free copper
- High density copper shield
- Highly flexible and durable
- Soldered by hand
- Acid and oil proof
- Chuck type strain relief
- Low capacitance
- 3 years warranty



Cet appareil
se recycle

À DÉPOSER
EN MAGASIN

À DÉPOSER
EN DÉCHÈTERIE



OU



FR



Points de collecte sur www.quefairedemesdechets.fr
Privilégiez la réparation ou le don de votre appareil !



PA-350BT Stereo Amplifier with MP3/Bluetooth/USB



Operation Manual

ArtNr: 00057030

Version 11/2020

Safety Precaution

Read all documentations carefully before operating the equipment. Retain this manual for future reference. Follow all instructions printed on unit for proper operation.



Do not open cover (or back cover) to reduce the risk of electric shock or fire. There are no user serviceable parts inside. Refer servicing to qualified service Personnel.



This symbol is used to alert the operator to the presence of important operating instructions and precautions detailed in the documentation manual.



This symbol is used to warn operators that uninsulated dangerous voltages are present within the products enclosure that may pose a risk of electric shock.

Warning: To avoid fire or risk of electric shock, do not expose this unit to rain or moisture.

Notes:

- Make sure power outlets conform to the power requirements listed on the back of the unit.
- Main voltage must be correct and the same as that printed on the rear of the unit.
- Do not use the unit if the electrical cord is frayed or broken.
- The unit shall not be exposed to dripping or splashing and that no objects filled with liquids, such as vases, shall be placed on unit.
- The unit shall be connected to a mains socket outlet with a protective earthing connection.
- Power plug as a equipment that separate from power supply system, it must be easy to operating.

Warning:

- Using, adjusting or changing program control beyond this specification may cause dangerous radiation.
- The unit should be serviced by qualified service personnel.
- When repairing, use only same specification parts.

Notes:

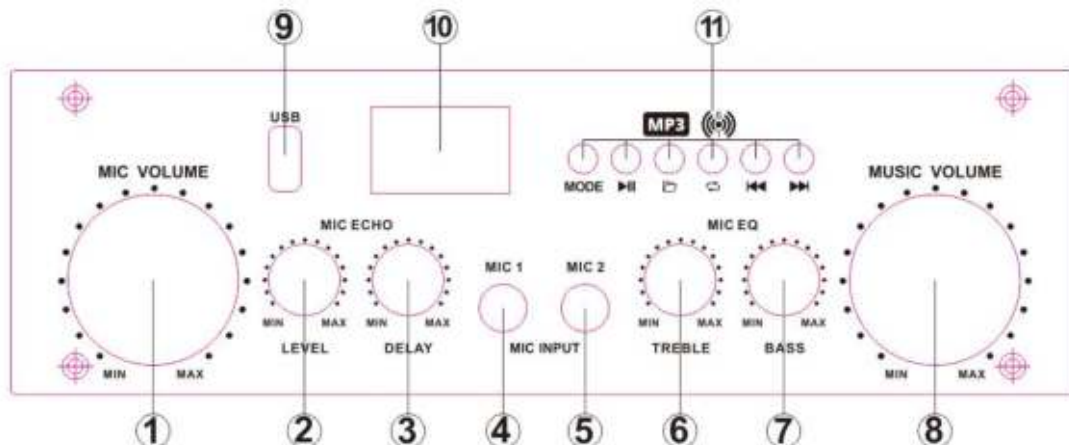
- Select the voltage requirement through the voltage selector switch at the rear panel.
- Make sure that the power of the equipment is off and disconnected from the main voltage before switching the voltage selector to the required setting. We will not be responsible for damages arising from the improper installation, wiring or operation due to the fault or negligence of the user.

Record your model and serial number here:

Model:

Serial Number:

FRONT PANEL DESCRIPTION



1. MIC Level

Used to adjust the microphone volume.

2. ECHO LEVEL

Control the depth of the echo effect.

3. ECHO DELAY

Used to adjust the time for echo delay.

4. MIC1 Socket

Connect your microphone 1 with 1/4" jack plug here.

5. MIC2 Socket

Connect your microphone 2 with 1/4" jack plug here.

6. MIC Treble

Used to increase or decrease the level of treble.

7. MIC Bass

Used to increase or decrease the level of bass.

8. MUSIC Level

Used to adjust the music volume.

9. USB SOCKET

USB slot input.

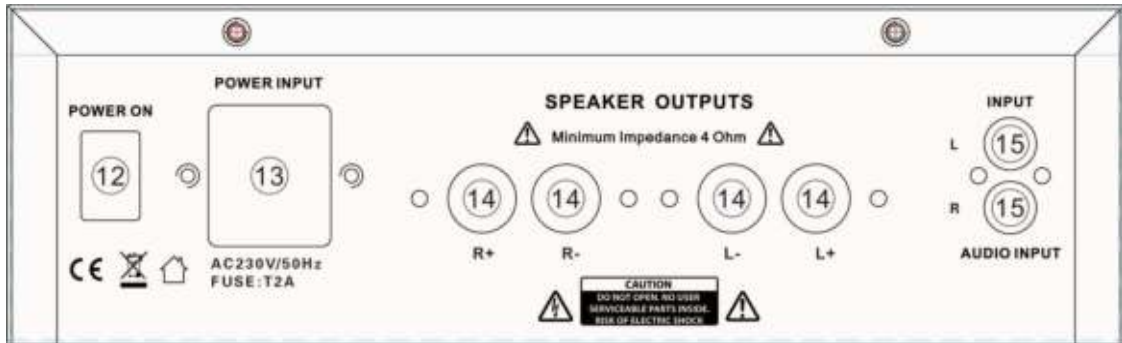
10. LCD DISPLAY

The LCD display shows the information as playback support such as file name, file number, lapsed time, total time, file system (MP3 or WAV) and playback mode (Repeat one, repeat all, random or repeat intro).

11. BUTTON for USB/BT Player

MODE	- A short press is to select USB or BT - A long press is to turn on/off the Mode
▶▶	- Play/Pause button is used to start the playback or pause
📁	- A short press on this Folder button allows you to select an option from playback support
🔄	- This button is to repeat one track or all track
⏮ ⏭	- A short press is to select the previous file and next file - A long press is to do the fast search

BACK PANEL DESCRIPTION



12. Power Switch

Turn ON/OFF the power of unit.

13. AC Connection

Used to plug the power cord in.

14. Power Amplifier Output

Connection between 4 and 16 ohms speakers.

15. Line Inputs Sockets

Accept RCA-plug connectors. Use line socket for CD/MP3 players.

SPECIFICATIONS

INPUTS:

Microphone.....3mv / 2.2 k Ω

Line.....150mv / 47 k Ω

OUTPUTS:

AMP.....2 x 100W 4ohm

.....2 x 65W 8ohm

MIC Tone Control

Treble.....+12dB/-12dB

Bass.....+12dB/-12dB

GENERAL:

Frequency response.....20Hz~20 KHz \pm 2dB

Frequency.....2402-2480 MHz

Max. radiated transmission power.....<20mW

Distortion.....<0.02%

S/N Ratio.....better than 70 Db

Echo Delay Time-----50mS-120Ms

Power consumption.....230V/50Hz 300W

WEEE-Declaration / Disposal



Your product is designed and manufactured with materials and components of high quality, which are recyclable and can be reused. The symbol means that your product should be disposed of separately from household waste when it reaches its end of life. Please dispose of this equipment at your local collection point or recycling center. Please help to protect the environment in which we all live.

All specifications and appearances are subject to change without notice. All information was correct at time of printing. Musikhaus Kirstein GmbH does not guarantee for the accuracy or completeness of any description, photograph or statement contained in this manual. Printed colors and specifications may vary slightly from product. Products from Musikhaus Kirstein GmbH are only sold through authorized dealer. Distributors and dealers are not agents of Musikhaus Kirstein GmbH and have no authority to bind Musikhaus Kirstein GmbH legally in any way. This manual is protected by copyright. Any copying or reprint, even in excerpts, is only allowed with written consent of Musikhaus Kirstein GmbH. The same applies to reproduction or copying of images, even in altered form.

The CE-marking which is made on your product and/or packing resp. user manual confirms the compliance of the product with all for this item related harmonized EC directives. You can download the EC dclaration of confirmity for this item under download link below:

SIMPLIFIED EU DECLARATION OF CONFORMITY

Hereby, Musikhaus Kirstein GmbH declares that the radio equipment type [McGrey PA-350BT] is in compliance with Directive 2014/53/EU.

The full text of the EU declaration of conformity is available at the following internet address:

http://www.kirstein.de/docs/Konformitaetserklaerung/CE_Konformitaetserklaerung_00057030.pdf



Musikhaus Kirstein GmbH

Bernbeurener Strasse 11

86956 Schongau

Telefon: 0049-8861-909494-0

Telefax: 0049-8861-909494-19

www.kirstein.de

 **KIRSTEIN.de**