



## WEEE declaration

Your product is designed and manufactured with materials and components of high quality, which are recyclable and can be reused. The symbol means that your product should be disposed of separately from household waste when it reaches its end of life. Please dispose of this equipment at your local collection point or recycling center. Please help to protect the environment in which we all live.

All specifications and appearances are subject to change without notice. All information was correct at time of printing. Musikhaus Kirstein GmbH does not guarantee for the accuracy or completeness of any description, photograph or statement contained in this manual. Printed colors and specifications may vary slightly from product. Products from Musikhaus Kirstein GmbH are only sold through authorized dealer. Distributors and dealers are not agents of Musikhaus Kirstein GmbH and have no authority to bind Musikhaus Kirstein GmbH legally in any way. This manual is protected by copyright. Any copying or reprint, even in excerpts, is only allowed with written consent of Musikhaus Kirstein GmbH. The same applies to reproduction or copying of images, even in altered form.



**Musikhaus Kirstein GmbH**  
Bernbeurerstr. 11  
86956 Schongau  
Germany

Telefon/Phone: 0049-8861-909494-0  
Telefax/Fax: 0049-8861-909494-19

[www.kirstein.de](http://www.kirstein.de)

## Caution

The following requirements shall be observed to avoid hurting yourself Or anybody else as well as damaging of peripheral devices. The intensions will include (but not limited to) the followings:

### Cautions

#### AC/DC adapter:

- Please use specified AC/DC Adapter, otherwise fault adapter may cause damage of your electronic organ.
- Do not place AC adapter or power cord near heating source such as central heating or heat radiator.
- Do not overbend wire and place heavy matters on wire or wind wire with other matters to avoid damaging wire.
- Regularly check power plug and clean surface dirt. Do not pull out power plug with wet hand.

#### Do not open the casing of electronic organ:

- Do not open the casing of electronic organ and try to disassemble any part of it, nor make any change to it. Should any abnormal function occur in use, please stop operating it immediately and send it for repair by qualified servicemen.

#### Location of placing electronic organ:

- Do not place the electronic organ in an environment of dusty, vibrating, low or high temperature (such as exposed to direct sunshine, near central heat or in the car exposed under sunshine) to avoid damaging appearance or internal part.
- Do not put the electronic organ in an unstable place to avoid falling. Do not put any vessel holding liquid on the electronic organ to avoid liquid flowing in it and impairing internal part.

#### Maintenance:

- To clean the body of the electronic organ, wipe it with dry soft cloth. Do not use paint, dope, organic solvent or chemically impregnated cloth.

#### Connection of peripheral device:

- In order to prevent speaker from damaging, please adjust the volume of peripheral device to the lowest and after music is gradually played, adjust to appropriate volume.

#### Caution in operation:

- Do not perform the organ with the loudest or uncomfortable volume to avoid decline in hearing.
- Do not place heavy matters on the electronic organ, nor press keyboard, switch and socket With heavy force.
- The package shall be opened by adult to avoid the danger of suffocating infant or children. Please properly store or dispose the plastic package after unpacking. The matters contained are not suitable for using by the children under 3 years old.

### Notice

- Specifications are subject to change without notice.
- Should any description of product function be not specified in detail or some typing error occur, Please forgive us.
- This company retains the right which needs to revise because of the duty and finally interp retation.

## Appendix V. Technical specifications

### ■ Carried Standard

- GB8898-2011 GB17625. 1-2012
- GB13837-2012

### ■ Display

- LED display/LCD display

### ■ Tone

- 300 kinds of tones

### ■ Rhythm

- 300 kinds of world well-chosen auto accompaniment

### ■ Demo

- 40 demo songs

### ■ Effect control

- Sustain, vibrato, double voice, keyboard split, transpose, beat, Intro/ending, drum

### ■ Record and program

- Record, play, program

### ■ Other function

- Panel percussion/MP3 function

### ■ Accompaniment control

- Start/stop, sync, fill in, tempo

### ■ Chord control

- Single chord, finger chord, chord clear, chord volume

### ■ Intelligent teaching

- Teaching function

### ■ Other control

- Power switch, master volume control, rhythm volume control

### ■ External jack

- DC12V power input, headphone output, MIDI output, microphone input, MP3 jack

### ■ Diapason

- C2~C7

### ■ Intonation

- ≤3 cents

### ■ Format

- 948x315x105 (mm)

### ■ Net weight

- 5.0Kg

### ■ Power adapter

- AC220V, DC 9V 500mA

### ■ DC input

- DC 9V

### ■ Output power

- 6W×2

### ■ Quiescent current

- 150mA

### ■ Random accessories

- Adapter, song sheet holder, manual

| Number | The name of song    | Number | The name of song     | Number | The name of song       |
|--------|---------------------|--------|----------------------|--------|------------------------|
| 00     | Turkey March        | 14     | Chong Erfei          | 28     | In rain                |
| 01     | Red River Valley    | 15     | Minuet in G major    | 29     | long time ago          |
| 02     | American Patrol     | 16     | Spanish Matador      | 30     | Magic Flute Overture   |
| 03     | Susanna             | 17     | Serenade - Haydn     | 31     | Silent Night           |
| 04     | Mozart Piano Sinata | 18     | Yankee Doodle        | 32     | Hungary Dance          |
| 05     | Mariage d'amour     | 19     | Waltz                | 33     | Western is gone        |
| 06     | Waterside Adi Lina  | 20     | Minuet               | 34     | Fountain               |
| 07     | Smile Polka         | 21     | Rain Melody          | 35     | Mary had a little lamb |
| 08     | Jingle Beus         | 22     | Frosty               | 36     | Music Box Dance        |
| 09     | Lardesik March      | 23     | Old French           | 37     | Four Seasons           |
| 10     | Mozart No.40        | 24     | Blue Danube          | 38     | Concerto Of Love       |
| 11     | Clapping song       | 25     | A small brown bottle | 39     | Destiny                |
| 12     | Fur Elise           | 26     | Hawthorn             |        |                        |
| 13     | Katyusha            | 27     | River Of Babylon     |        |                        |

### Appendix IV.Faults and exclusion

| Faults   | Possible causes/resolution  |
|--|---|
| When you turn on the keyboard, it will be some noise.                                    | Do not worry,it's the normal phenomenon.  |
| When turn on the power swith, play with the keyboard,it's no voice at all.               | Check the main volume button if it is in the proper position and headphone jack was connected with other equipments,so that the built-in speaker system cut off.      |
| Distortion sound or interruption,or evencan not work at all.                             | Use unqualified power adapter or the electric power of the battery is not enough,pls use the power adapter that equipped with this keyboard or replace the batteries. |
| The note and the timbre of the note has the slight difference in a tone.                 | This is normal phenomenon caused by different tone sample diapason.   |
| When use the function of sustain, some tone has long sustain but some has short sustain. | This is normal phenomenon because the best length of the sustain of the different tone has been set.  |
| The main voluem and the accompaniment volume is abnormal.                                | Check the main volume and the accompaniment volume are set at the proper position.  |
| In sync function,but the auto accompaniment does not work.                               | Check whether single chord or finger chord were set.At this satuation,play 19keys in the left of the keyboard.  |
| When use the external adapter, put on the power switch,no sound, LCD or LED no display.  | Check whether power socket has the electricity, and the power adapter was well insertted,the power jack has the poor contact or the voltage is not enough.            |
| When use the batteries,the keyboard is no sound when put on LED/LCD has no display.      | Check whether batteries polarity was correct and the batteries has run out.   |
| The pitch of nore is not correct.  | Check whether the parameter of transposes is "00".  |
| When use the mobilphone,the  | Mobilphone can disturb the keyboard,to avoid the noise,pls turn off the mobil or use it in far place.   |

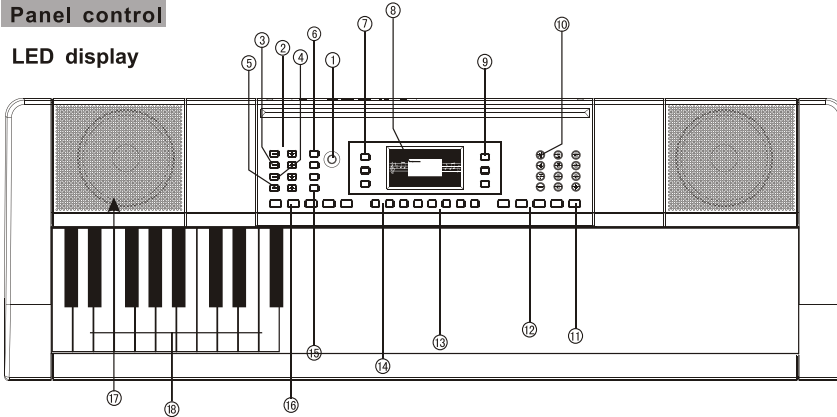
## Contents

|  |     |
|--|-----|
| <b>I. panel control and external jack</b> .....  | 1-2 |
| 1.panel control .....                            | 1   |
| LED Graphic display .....                        | 2   |
| LCD Graphic display .....                        | 2   |
| 2.external jack .....                            | 2   |
| <b>II.preparation before performance</b> .....   | 2-3 |
| <b>Power requirements</b> .....                  | 2   |
| 1.use power adapter .....                        | 2   |
| 2.use battery.....                               | 3   |
| <b>Appendix jack</b> .....                       | 3   |
| 1.use headphone .....                            | 3   |
| 2.MIDI function .....                            | 3   |
| 3.MP3 function .....                             | 3   |
| 4.External microphone .....                      | 3   |
| <b>III. Basic method of operation</b> .....      | 4-7 |
| <b>Basic operations</b> .....                    | 4   |
| 1. turn on the power .....                       | 4   |
| 2. master volume control .....                   | 4   |
| <b>Tone</b> .....                                | 4   |
| 1. tone selection .....                          | 4   |
| <b>Effects and control</b> .....                 | 4-6 |
| 1.sustain function .....                         | 4   |
| 2.vibrato function.....                          | 4   |
| 3.double voice .....                             | 5   |
| 4.keyboard split .....                           | 5   |
| 5.drum .....                                     | 5   |
| 6.transpose function .....                       | 5   |
| 7.beat .....                                     | 5   |
| 8.tempo .....                                    | 5   |
| 9.panel percussion .....                         | 6   |
| <b>Rhythm and rhythm related function</b> .....  | 6-7 |
| 1.rhythm select .....                            | 6   |
| 2.start/stop .....                               | 6   |
| 3.sync function .....                            | 6   |
| 4.fill in function .....                         | 6   |
| 5.intro/ending .....                             | 7   |
| 6.rhythm volume .....                            | 7   |
| <b>Chord</b> .....                               | 7   |
| 1.single chord .....                             | 7   |
| 2.finger chord .....                             | 7   |
| 3.chord clear .....                              | 7   |
| 4.chord volume .....                             | 7   |
| <b>Recprd function</b> .....                     | 8   |
| <b>Teaching function</b> .....                   | 8   |
| <b>Sleep function</b> .....                      | 8   |
| <b>Appendix I.tone list</b> .....                | 9   |
| <b>Appendix II.rhythm list</b> .....             | 10  |
| <b>Appendix III.demo songs chart</b> .....       | 11  |
| <b>Appendix IV.faults and exclusion</b> .....    | 11  |
| <b>Appendix V.technical specifications</b> ..... | 12  |

# I.Panel control and external jack

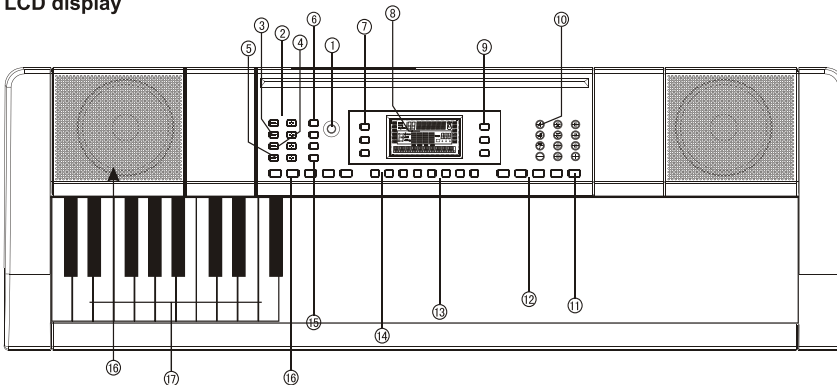
## Panel control

### LED display



- 1.Power switch
- 2.Master volume+, -
- 3.Rhythm volume+, -
- 4.Chord volume+, -
- 5.Tempo+, -
- 6.Play/record/program
- 7.Single chord/finger chord /chord clear
- 8.LED display
- 9.Demo/rhythm/tone
- 10. Number0-9/+, -
- 11. Drum
- 12. Sustain/vibrato/double voice /keyboard split
- 13.Panel percussion/MP3 function
- 14.Transpose+, -
- 15.beat
- 16.Sync/start/stop/fill in/ intro/ending/teaching
- 17.Speaker
- 18.chord region

### LCD display



- 1.Power switch
- 2.Master volume+, -
- 3.Rhythm volume+, -
- 4.Chord volume+, -
- 5.Tempo+, -
- 6.Play/record/program
- 7.Single chord/finger chord /chord clear
- 8.LCD display
- 9.Demo/rhythm/tone
- 10. Number0-9/+, -
- 11. Drum
- 12. Sustain/vibrato/double voice /keyboard split
- 13.Panel percussion/MP3 function
- 14.Transpose+, -
- 15.beat
- 16.Sync/start/stop/fill in/ intro/ending/teaching
- 17.Speaker
- 18.chord region

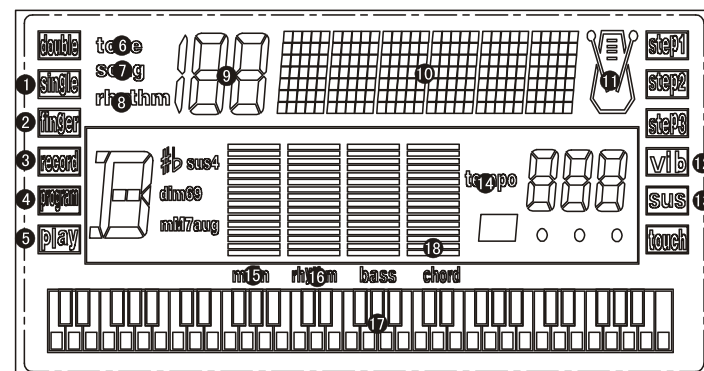
| NO. | Name of rhythm | NO. | Name of rhythm | NO. | Name of rhythm    | NO. | Name of rhythm      | NO. | Name of rhythm       |
|-----|----------------|-----|----------------|-----|-------------------|-----|---------------------|-----|----------------------|
| 00  | Soul 1         | 60  | Swing 4        | 120 | Waltz 2           | 180 | Japanese Folk Music | 240 | CountryDance2        |
| 01  | Soul 2         | 61  | Swing 5        | 121 | Waltz 3           | 181 | Trip Hop1           | 241 | CountryDance3        |
| 02  | Soul 3         | 62  | Swing 6        | 122 | Waltz 4           | 182 | Trip Hop2           | 242 | World Fusion         |
| 03  | Soul 4         | 63  | Baiao          | 123 | Jazz Waltz 1      | 183 | Chamber pop1        | 243 | Chinese traditional1 |
| 04  | Soul 5         | 64  | Bolero         | 124 | Jazz Waltz 2      | 184 | Chamber pop12       | 244 | Chinese traditional2 |
| 05  | Soul 6         | 65  | Bossanova 1    | 125 | Jazz Waltz 3      | 185 | PopSwing1           | 245 | Chinese traditional3 |
| 06  | Soul 7         | 66  | Bossanova 2    | 126 | Country Waltz 1   | 186 | PopSwing2           | 246 | Thailand Rhythm      |
| 07  | Soul 8         | 67  | Bossanova 3    | 127 | Country Waltz 2   | 187 | PopSwing3           | 247 | ModernWaltz1         |
| 08  | Slow Soul 1    | 68  | Bossanova 4    | 128 | JazzSoul1         | 188 | PopSwing4           | 248 | ModernWaltz2         |
| 09  | Slow Soul 2    | 69  | Bossanova 5    | 129 | JazzSoul2         | 189 | PopSwing5           | 249 | ModernWaltz3         |
| 10  | Slow Soul 3    | 70  | Calyпсо        | 130 | JazzSoul3         | 190 | PopSwing6           | 250 | ModernWaltz4         |
| 11  | Slow Soul 4    | 71  | Habanera       | 131 | JazzSoul4         | 191 | Celtic Pop          | 251 | Britpopwaltz1        |
| 12  | Slow Soul 5    | 72  | Reggae 1       | 132 | JazzSoul5         | 192 | Hawaiian Pop        | 252 | Britpopwaltz2        |
| 13  | Funkey soul 1  | 73  | Reggae 2       | 133 | JazzSoul6         | 193 | SoftBossanova1      | 253 | Britpopwaltz3        |
| 14  | Funkey soul 2  | 74  | Jorpo          | 134 | JazzSoul7         | 194 | SoftBossanova2      | 254 | Contemporary Waltz1  |
| 15  | Funkey soul 3  | 75  | Tango 1        | 135 | JazzSoul8         | 195 | SoftBossanova3      | 255 | Contemporary Waltz2  |
| 16  | Funkey soul 4  | 76  | Tango 2        | 136 | Light Beat 1      | 196 | SoftBossanova4      | 256 | ModernSoul1          |
| 17  | Funkey soul 5  | 77  | Tango 3        | 137 | Light Beat 2      | 197 | SoftBossanova5      | 257 | ModernSoul2          |
| 18  | Funkey soul 6  | 78  | Manbo 1        | 138 | Light Beat 3      | 198 | Mento               | 258 | ModernSoul3          |
| 19  | Funkey soul 7  | 79  | Manbo 2        | 139 | Light Beat 4      | 199 | Shima Uta           | 259 | ModernSoul4          |
| 20  | Funkey soul 8  | 80  | Rhumba 1       | 140 | Light Beat 5      | 200 | Reggae-Pop1         | 260 | ModernSoul5          |
| 21  | West Coast     | 81  | Rhumba 2       | 141 | SoulPsychedelic 1 | 201 | Reggae-Pop2         | 261 | ModernSoul6          |
| 22  | Euro Soul      | 82  | Rhumba 3       | 142 | SoulPsychedelic 2 | 202 | European Traditions | 262 | ModernSoul7          |
| 23  | 16 AOR 1       | 83  | Rhumba 4       | 143 | SoulPsychedelic 3 | 203 | TangoPop1           | 263 | ModernSoul8          |
| 24  | 16 AOR 2       | 84  | Rhumba 5       | 144 | SoulPsychedelic 4 | 204 | TangoPop2           | 264 | Classical Soul 1     |
| 25  | 16 Beat 1      | 85  | Bequine        | 145 | SoulPsychedelic 5 | 205 | TangoPop3           | 265 | Classical Soul 2     |
| 26  | 16 Beat 2      | 86  | Salsa          | 146 | SoulPsychedelic 6 | 206 | Rhythm Mambo 1      | 266 | Classical Soul 3     |
| 27  | 16 Beat 3      | 87  | Merengue 1     | 147 | SoulPsychedelic 7 | 207 | Rhythm Mambo 2      | 267 | Classical Soul 4     |
| 28  | 16 Ballad 1    | 88  | Merengue 2     | 148 | SoulPsychedelic 8 | 208 | BritRhumba 1        | 268 | Classical Soul 5     |
| 29  | 16 Ballad 2    | 89  | Valentao       | 149 | Goth Psychedelic  | 209 | BritRhumba 2        | 269 | Contemporary R&b1    |
| 30  | Pop Dance 1    | 90  | Plena          | 150 | Psychedelic swing | 210 | BritRhumba 3        | 270 | Contemporary R&b2    |
| 31  | Pop Dance 2    | 91  | Lambada        | 151 | Folkrock1         | 211 | BritRhumba 4        | 271 | Contemporary R&b3    |
| 32  | Pop Dance 3    | 92  | Bachata 1      | 152 | Folkrock2         | 212 | BritRhumba 5        | 272 | Contemporary R&b4    |
| 33  | Shuffle 1      | 93  | Bachata 2      | 153 | New century1      | 213 | SoulBequine         | 273 | Contemporary R&b5    |
| 34  | Shuffle 2      | 94  | Bachata 3      | 154 | New century2      | 214 | Chamber pop         | 274 | Contemporary R&b6    |
| 35  | 8 Shuffle      | 95  | Samba 1        | 155 | New century3      | 215 | Neo-Merengue1       | 275 | Contemporary R&b7    |
| 36  | Hard Rock      | 96  | Samba 2        | 156 | 16 Pop 1          | 216 | Neo-Merengue2       | 276 | Contemporary R&b8    |
| 37  | Slow Rock 1    | 97  | Pop Samba 1    | 157 | 16 Pop 2          | 217 | Big Beat            | 277 | Deep Funk            |
| 38  | Slow Rock 2    | 98  | Pop Samba 2    | 158 | Modern dance1     | 218 | PlenaBeat           | 278 | European Jazz        |
| 39  | Pop Classic    | 99  | Pop Samba 3    | 159 | Modern dance2     | 219 | Downtempo           | 279 | 70' Rock             |
| 40  | Blues          | 100 | Jazz Samba     | 160 | Modern dance3     | 220 | ElectricBachata 1   | 280 | 80' Rock             |
| 41  | Twist          | 101 | March 1        | 161 | Modern dance4     | 221 | ElectricBachata 2   | 281 | 16 SoftRock 1        |
| 42  | Hard 3 Beat    | 102 | March 2        | 162 | Modern dance5     | 222 | ElectricBachata 3   | 282 | 16 SoftRock 2        |
| 43  | Love Ballad 1  | 103 | March 3        | 163 | 8 Post Rock       | 223 | FolkSamba1          | 283 | 16 SoftRock 3        |
| 44  | Love Ballad 2  | 104 | March 4        | 164 | ClassicRock       | 224 | FolkSamba2          | 284 |                      |
| 45  | Love Ballad 3  | 105 | Polkal 1       | 165 | JazzRock1         | 225 | Jump Samba 1        | 285 | 16 BalladRock        |
| 46  | Love Ballad 4  | 106 | Polkal 2       | 166 | JazzRock2         | 226 | Jump Samba 2        | 286 | Afro Dance 1         |
| 47  | Euro Beat      | 107 | Polkal 3       | 167 | Traditional Pop   | 227 | Jump Samba 3        | 287 | Afro Dance 2         |
| 48  | House 1        | 108 | C&W 1          | 168 | Country Blues     | 228 | Afro Samba          | 288 | Afro Dance 3         |
| 49  | House 2        | 109 | C&W 2          | 169 | Indian Pop        | 229 | Rock March1         | 289 | JazzShuffle1         |
| 50  | Swing Beat     | 110 | Bluegrass      | 170 | Hard 3 Rock       | 230 | Rock March2         | 290 | JazzShuffle2         |
| 51  | 8 Ballad       | 111 | Country 1      | 171 | Classical ballad1 | 231 | Rock March3         | 291 | 8 JazzShuffle        |
| 52  | Step           | 112 | Country 2      | 172 | Classical ballad2 | 232 | Rock March4         | 292 | Heavy metal rock     |
| 53  | Big Band 1     | 113 | Country 3      | 173 | Classical ballad3 | 233 | PolkaBlues1         | 293 | RockDance1           |
| 54  | Big Band 2     | 114 | Middle East    | 174 | Classical ballad4 | 234 | PolkaBlues2         | 294 | RockDance2           |
| 55  | Conbmo 1       | 115 | China 1        | 175 | Light Ballad      | 235 | PolkaBlues3         | 295 | Middle East Pop      |
| 56  | Conbmo 2       | 116 | China 2        | 176 | Deep House        | 236 | CountryRock1        | 296 | Soul Blues           |
| 57  | Swing 1        | 117 | China 3        | 177 | Hard House        | 237 | CountryRock2        | 297 | Glam Rock            |
| 58  | Swing 2        | 118 | Thailand       | 178 | House dance       | 238 | Jazz Blues          | 298 | Hard House           |
| 59  | Swing 3        | 119 | Waltz 1        | 179 | 8 Pop             | 239 | CountryDance1       | 299 | Light Ballad         |



| NO. | Name of tone            | NO. | Name of tone               | NO. | Name of tone                | NO. | Name of tone              |
|-----|-------------------------|-----|----------------------------|-----|-----------------------------|-----|---------------------------|
| 00  | Acoustic Grand Piano    | 60  | French Horn                | 120 | Guitar Fret Noise           | 180 | Bright Violin             |
| 01  | Bright Acoustic Piano   | 61  | Brass Section              | 121 | Breath Noise                | 181 | Stringed violin           |
| 02  | Electric Grand Piano    | 62  | Synth Brass 1              | 122 | Seashore                    | 182 | Trill violin              |
| 03  | Honky-tonk Piano        | 63  | Synth Brass 2              | 123 | Bird Tweet                  | 183 | Electronic violin         |
| 04  | Rhodes Piano            | 64  | Soprano Sax                | 124 | Telephone Ring              | 184 | Large violin              |
| 05  | Chorused Piano          | 65  | Alto Sax                   | 125 | Helicopter                  | 185 | rhythm Orchestra          |
| 06  | Harpsichord             | 66  | Tenor Sax                  | 126 | Applause                    | 186 | Pizzicato Violin          |
| 07  | Clavichord              | 67  | Baritone Sax               | 127 | Gunshot                     | 187 | Pizzicato Ensemble 1      |
| 08  | Celesta                 | 68  | Oboe                       | 128 | Percussion                  | 188 | Pizzicato Ensemble 2      |
| 09  | Glockenspiel            | 69  | English Horn               | 129 | Rhythm electric Piano       | 189 | Percussion band           |
| 10  | Music box               | 70  | Bassoon                    | 130 | Baritone Xylophone          | 190 | Baritone Synth Contrabass |
| 11  | Vibraphone              | 71  | Clarinet                   | 131 | Clean Piano                 | 191 | Bass Flute                |
| 12  | Marimba                 | 72  | Piccolo                    | 132 | Bright Dulcimer             | 192 | Distortion Contrabass     |
| 13  | Xylophone               | 73  | Flute                      | 133 | Rhythm Grand Piano          | 193 | Contrabass Lead           |
| 14  | Tubular Bells           | 74  | Recorder                   | 134 | Traditional Piano           | 194 | Violin Lead               |
| 15  | Dulcimer                | 75  | Pan Flute                  | 135 | Aluminium jean              | 195 | Cello Lead                |
| 16  | Hammond Organ           | 76  | Bottle Blow                | 136 | Rock Grand Piano            | 196 | Pizzicato rhythm          |
| 17  | Percussive Organ        | 77  | Shakuhachi                 | 137 | Electronic organ            | 197 | high Harp                 |
| 18  | Rock Organ              | 78  | Whistle                    | 138 | Psychedelic electronic      | 198 | Harp ensemble             |
| 19  | Church Organ            | 79  | Ocarina                    | 139 | Water jean                  | 199 | Synth Harp                |
| 20  | Reed Organ              | 80  | Lead 1 (square)            | 140 | Bright Guitar               | 200 | Baritone Trumpet          |
| 21  | Accordion               | 81  | Lead 2 (sawtooth)          | 141 | Orchestra piccolo           | 201 | Trumpet ensemble          |
| 22  | Harmonica               | 82  | Lead 3 (caliopee lead)     | 142 | Heavy metal guitar          | 202 | rhythm Trumpet            |
| 23  | Tango Accordion         | 83  | Lead 4 (chiff lead)        | 143 | Crystal guitar              | 203 | high Trumpet              |
| 24  | Acoustic Guitar (nylon) | 84  | Lead 5 (charang)           | 144 | Queer electric Piano        | 204 | Synth Trumpet             |
| 25  | Acoustic Guitar (steel) | 85  | Lead 6 (voice)             | 145 | Bright bass                 | 205 | Baritone Trombone         |
| 26  | Electric Guitar (jazz)  | 86  | Lead 7 (fifths)            | 146 | Rock Electric Bass          | 206 | Trombone ensemble         |
| 27  | Electric Guitar (clean) | 87  | Lead 8 (bass+lead)         | 147 | Rhythm Electric Bass        | 207 | rhythm Trombone           |
| 28  | Electric Guitar (muted) | 88  | Pad 1 (new age)            | 148 | Psychedelic Bass            | 208 | rhythm Trombone           |
| 29  | Overdriven Guitar       | 89  | Pad 2 (warm)               | 149 | Heavy metal bass            | 209 | baritone Trombone         |
| 30  | Distortion Guitar       | 90  | Pad 3 (polysynth)          | 150 | Magic electronic            | 210 | Synth Trombone            |
| 31  | Guitar Harmonics        | 91  | Pad 4 (choir)              | 151 | Bright violin               | 211 | Violin French Horn        |
| 32  | Acoustic Bass           | 92  | Pad 5 (bowed)              | 152 | Atonic violin               | 212 | French Horn ensemble      |
| 33  | Electric Bass(finger)   | 93  | Pad 6 (metallic)           | 153 | Heavy bass orchestra        | 213 | Electronic French Horn    |
| 34  | Electric Bass (pick)    | 94  | Pad 7 (halo)               | 154 | Synth clarinet              | 214 | Synth French Horn         |
| 35  | Fretless Bass           | 95  | Pad 8 (sweep)              | 155 | Interactive Lead            | 215 | Psychedelic Synth Brass   |
| 36  | Slap Bass 1             | 96  | FX 1 (rain)                | 156 | For the keyboard            | 216 | Distortion Synth Brass    |
| 37  | Slap Bass 2             | 97  | FX 2 (soundtrack)          | 157 | Bagpipes                    | 217 | Vibraphone Synth Brass    |
| 38  | Synth Bass 1            | 98  | FX 3 (crystal)             | 158 | Suona                       | 218 | Synth Muted Trumpet       |
| 39  | Synth Bass 2            | 99  | FX 4 (atmosphere)          | 159 | Pipa                        | 219 | Rock Synth Brass          |
| 40  | Violin                  | 100 | FX 5 (brightness)          | 160 | Church Piano                | 220 | Soprano Sax ensemble      |
| 41  | Viola                   | 101 | FX 6 (goblins)             | 161 | Church electric Piano       | 221 | rhythm Soprano Sax        |
| 42  | Cello                   | 102 | FX 7 (echoes)              | 162 | Synth Piano                 | 222 | Synth Soprano Sax         |
| 43  | Contrabass              | 103 | FX 8 (sci-fi)              | 163 | Baritone Piano              | 223 | National Sax              |
| 44  | Tremolo Strings         | 104 | Sitar                      | 164 | Piano PAD                   | 224 | Metal Sax                 |
| 45  | Pizzicato Strings       | 105 | Banjo                      | 165 | String Piano                | 225 | Baritone Sax ensemble     |
| 46  | Orchestral Harp         | 106 | Shamisen                   | 166 | Metal Piano                 | 226 | Crystal Sax               |
| 47  | Timpani                 | 107 | Koto                       | 167 | Light rhythm Piano          | 227 | Soft Baritone Sax         |
| 48  | String Ensemble 1       | 108 | Kalimba                    | 168 | electric Piano Pad          | 228 | Synth Baritone Sax        |
| 49  | String Ensemble 2       | 109 | Bagpipe                    | 169 | Classical piano             | 229 | Heavy metal Sax           |
| 50  | Synth Strings 1         | 110 | Fiddle                     | 170 | Guitar organ                | 230 | Church Oboe               |
| 51  | Synth Strings 2         | 111 | Shanai                     | 171 | An electric guitar          | 231 | Bass Oboe                 |
| 52  | Choir Aahs              | 112 | Tinkle Bell                | 172 | synthesis Nylon Guitar      | 232 | Oboe ensemble             |
| 53  | Voice Oohs              | 113 | Agogo                      | 173 | Synthetic electronic guitar | 233 | Bright Oboe               |
| 54  | Synth Voice             | 114 | Steel Drums                | 174 | Bright clean Guitar         | 234 | distortio oboe            |
| 55  | Orchestra Hit           | 115 | Woodblock                  | 175 | Orchestra Guitar            | 235 | English Horn ensemble     |
| 56  | Trumpet                 | 116 | Taiko Drum                 | 176 | Psychedelic Guitar          | 236 | Pizzicato English Horn    |
| 57  | Trombone                | 117 | Melodic Tom                | 177 | Bright organ                | 237 | Diplophonia English Horn  |
| 58  | Tuba                    | 118 | Synth Drum                 | 178 | Pick organ                  | 238 | Bright English Horn       |
| 59  | Muted Trumpet           | 119 | Reverse Cymbal             | 179 | Synth accordion             | 239 | Synth English Horn        |
| 240 | Psychedelic Synth Lead  | 241 | Vibraphone Synth Lead      | 242 | Marimba Synth Lead          | 243 | Metal FX                  |
| 244 | Electronic FX           | 245 | Electronic String Ensemble | 246 | Wind FX                     | 247 | Clarinet FX               |
| 248 | Organ FX                | 249 | Crystal FX                 | 250 | Synth Shamisen              | 251 | Electronic Shamisen       |
| 252 | Bright Koto             | 253 | Whistle Accord.            | 254 | rhythm Nation               | 255 | Bright Koto               |
| 256 | Koto Lead               | 257 | Diplophonia Koto           | 258 | Baritone Koto               | 259 | Synth Koto                |
| 260 | Environmental Lead      | 261 | Metal Lead                 | 262 | Orchestra Lead              | 263 | Glockenspiel Lead         |
| 264 | Bass Lead               | 265 | Fifths Lead                | 266 | Wind Lead                   | 267 | Atmosphere Lead           |
| 268 | Sharp Lead              | 269 | Bright Lead                | 270 | East Nation Pad             | 271 | Atmosphere Pad            |
| 272 | Electric bass Pad       | 273 | electric Piano Pad         | 274 | Clean Guitar Pad            | 275 | Western Pad               |
| 276 | Sci-fi Pad              | 277 | Metal Sci-fi Pad           | 278 | Clarinet Pad                | 279 | Electronic dance Pad      |
| 280 | Double Kalimba          | 281 | Bright Kalimba             | 282 | Crystal Kalimba             | 283 | Synth Kalimba             |
| 284 | Electronic Bagpipe      | 285 | Wind Bagpipe               | 286 | high Bagpipe                | 287 | Bright Bagpipe            |
| 288 | Orchestra Bagpipe       | 289 | Baritone Bagpipe           | 290 | Environmental Shanai        | 291 | Baritone Shanai           |
| 292 | Tenor Shanai            | 293 | high Shanai                | 294 | Synth Shanai                | 295 | Bright Steel Drums        |
| 296 | Steel Drums Lead        | 297 | Lyric Steel Drums          | 298 | Orchestra Steel Drums       | 299 | Synth Steel Drums         |

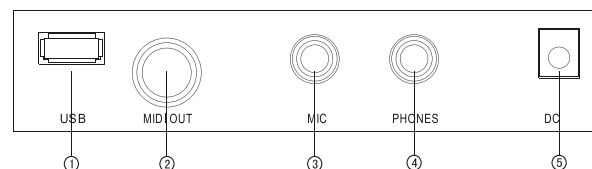
## II.Preparation before performance

### LCD graphic display



1. Single chord
2. Finger chord
3. Record
4. Program
5. Play
6. Tone
7. Demo
8. Rhythm
9. LCD display
10. Character display area
11. Beat
12. Vibrato
13. Sustain
14. Tempo
15. Master volume
16. Rhythm volume
17. B/W key display
18. Chord volume

### External jack



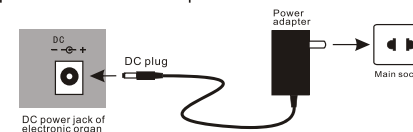
1. USB jack
2. MIDI output
3. Microphone jack
4. Earphone jack
5. DC 9V power input

## II.Preparation before performance

### Power requirement

#### 1. Using AC/DC power adaptor

Please use the special power adaptor was equipped with this electronic keyboard or the power adaptor with DC 9V out voltage . 500mA out current and cental anode plug. Insert the DC plug of power adaptor into the DC 9V power jack in the rear panel of electronic keyboard, then, insert the other end into Mains socket. (Notice: The input voltage of power adaptor must conform to the voltage of Mains) ,finally turn on power switch and start performance.

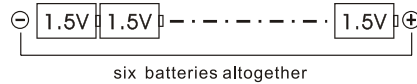


## II.Preparation before performance

Caution:When you don't use this electronic keyboard, you should unplug the plug of power adaptor from power socket safely to avoid the parts trouble or other accident for long-term charging

### 2.Using batteries

Open the battery lid at the bottom of electronic keyboard and load 6pcs AA size batteries , ensure the polarity of the batteries should conform to the anode and cathode direction of batteries marked on battery lid. Cover the battery lid after the installation.

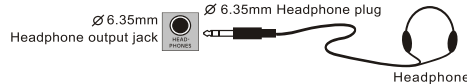


Caution : Don't use different kinds of batteries at the same time and mix new and old batteries for use.The volume will go down and the timbre will be bad if the electrical quantity of batteries isn't enough,you have to replace the new batteries now.Please take out the batteries as to avoid possible damage caused by the batteries leakage if you don't use the electronic keyboard for long time.

### Accessories ports


#### 1.Headphone use

Insert headphone plug into [HEADPHONES] port in back of electronic keyboard. Now, the internal speaker system of electronic keyboard cuts off automatically,Using headphone doesn't interfere with others during performance,it is special for personal monitor and exercising at night.



#### 2.MIDI output

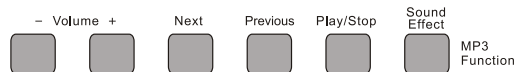
By linking MIDI line,you can connect MIDI OUT jack to another MIDI compatible device to transfer MIDI data to the electronic keyboard.When play a note,the corresponding MIDI data will be transferred.You may also control other MIDI devices by transferring program changing data.



**Notice**: the additional device in above, you need to purchase by yourself ,not include by the keyboard,pls understand.

#### 3.MP3 function

Mp3 jack: the keyboard support USB play.you may use the usb jack to play Mp3 songs. to change the button as follow can adjust the Mp3 function.



#### 4.Use of microphone

Insert the microphone can playing accompaniment.

## III.Basic operation method

### 4.chord volume

The default value of the chord volume is "07",and you can adjust 9 levels(0-9) of the chord volume by press the CHORD VOLUME "+/-"button .By the way,the LED or LCD display has the corresponding displaying when you adjust. The system will return to the default chord volume if you press CHORD VOLUME "+/-" at the same time .



### Record function

1.Press the "record" button to start the recording,at this time press any key can record in the keyboard.The max not can be record is 110 for this keyboard.When the recording is full ,the display will show you "full" that you can not record any more. At the recording status,press any key can clear the music for last time to start a new one.



2.Press "play" button,can play the recording music.

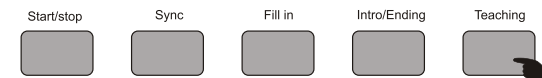


3.Press "program" button to start programming.to press 8 kinds of panel percussion or keyboard to program a rhythm.This edited rhythm can record 32 pcs of percussion sound at the most.Press the "play" button to play the rhythm to become a new rhythm . And to press "+/-" to get the perfect effects. Press this button will be clear last memory to start a new programming.



### Teach function

Press "teach" button to start teaching function. You must press the key ,the teaching music can play,else,the music will stop.after press this song,you can be repeat it .To press "song" button to choose the song for learning.And press the same button "teach"to withdraw the teaching function .



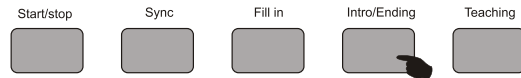
### Dormancy function

When you do not press the key more than 5 mins,the keyboard will come to dormancy and to press any key can wake up the keyboard.

## III. Basic operation method

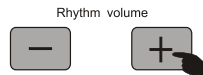
### 5. Intro/ending

Press "Intro/ending" button to start play the prelude, then turn to regular rhythm to continu. During the play of the rhythm, press the "Intro/ending" button, to start playing a code for ending.



### 6. Rhythm volume

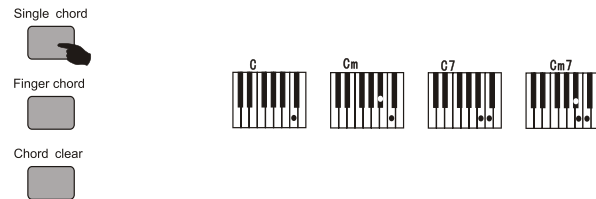
There are 9 levels for rhythm volume, the default rhythm is 07. to press the "+/-" button to adjust the rhythm volume and the LED or LCD will be show it. Reprress the "+/-" button the keyboard will return back to the default volume for the rhythm.



### Auto bass chord

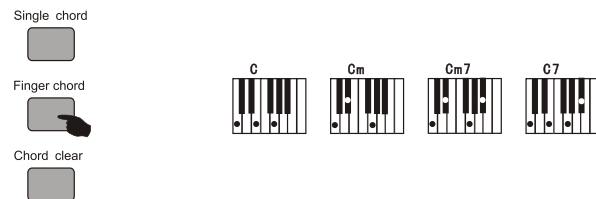
#### Single chord

when the rhythm is start, to press the "single chord" to enter the single chord function. At this time, in the chord area (1-19key), press any key, can heard different chord rhythm press the "start/stop" to withdraw this function.



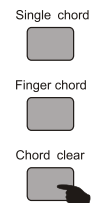
#### Finger chord

when the rhythm is start, to press the "finger chord" to enter the finger chord function. At this time, in the chord area (1-19key), press any key, can heard different chord rhythm press the "start/stop" to withdraw this function.



#### Chord clear

After the chord is start, press the "chord clear" button, the chord rhythm is stop. But the other rhythm is still play.



## III. Basic operation method

### Basic operation

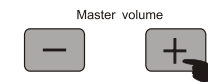
#### 1. Turn on power

After power adapter was connected or batteries were installed correctly, press "on/off" to start the playing and press "on/off" to close the power of keyboard.



#### 2. Master volume control

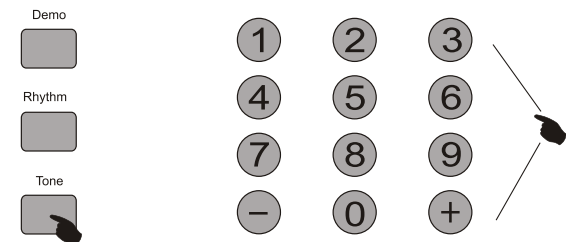
This keyboard has 9 levels volume from 00-08. the default value of the main volume is 07, press the "+" and "-", the main volume will increase or decrease correspondly. And press "+" together with "-" the main volume will recover the default value automatically.



### Tone

#### 1. Tone selection

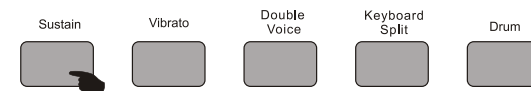
The keyboard has 300 tones, to press "tone" button to start to choosing another tones, you can press the 0~9 number to change it or press "+/-" to change it.



### Effects and control

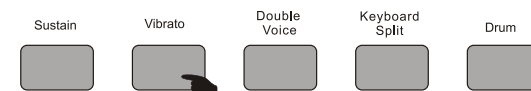
#### 1. Sustain function

Press "sustain" to start sustain function. The prolonged effect note will occur when play with white and black keyboard, And press "sustain" again to withdraw this function.



#### 2. Vibrato function

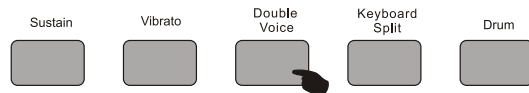
Press "vibrato" to start vibrato function. The trembling effect note will occur when play with white and black keyboard, And press "vibrato" again to withdraw this function.



### III.Basic operation method

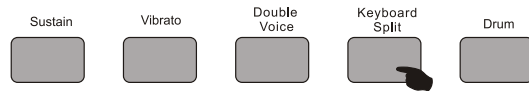
#### Double voice

Press "dual voice" button to start dual voice function, the performed tone is the tone that composed of two kinds of tone. Now the displaying tone name is the latter tone. The previous tone is the tone before you press this button, press this button again to exist the dual voice function



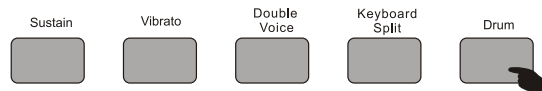
#### Keyboard split

Press "dual keyboard" to start the dual keyboard function. The keyboard was separate two keyboards from the 24th keys in left. Press the number button can adjust the right key. Repress the "dual keyboard" will withdraw this function.



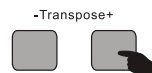
#### Drum

Press "drum" button, at this time the keyboard turn to the percussion keyboard every key instead of one kind of percussion, repress the "drum" button again, the keyboard turn to regular.



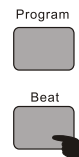
#### Transpose

Press transpose "+/-" button, the corresponding musical scale can go up or goes down for one note when you play with the black and white keys. you can adjust the musical scale for 6 levels upwards and downwards. Press "+" and "-" together, the system will recover the default keyboard tone automatically.



#### Beat

Press "beat" button to start metronome, the tick-tock beat sound will be occur. There is 4 kinds of metronome to choose, the beat effect will be added when you perform.



#### Tempo

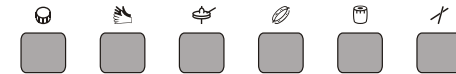
Press "+/-" can adjust the tempo of rhythm, beat, demo, the default value of the beat tempo is 120. And the adjustment area is 30-240.



### III.Basic operation method

#### Panel percussion

Press the panel percussion, the total is 6 kinds of percussion. You can insert the percussion if you need.



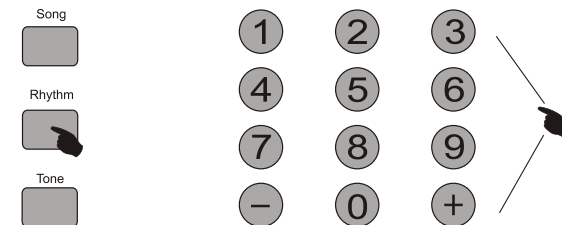
#### Panel percussion list

|            |      |        |            |         |        |
|------------|------|--------|------------|---------|--------|
|            |      |        |            |         |        |
| Snare drum | Clap | Cymbal | Tambourine | Timpani | Claves |

#### Rhythm and rhythm related function

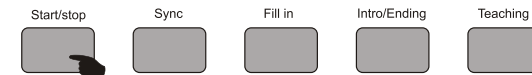
##### Rhythm selection

The keyboard has 300 rhythm, and the rhythm list pls following as the appendix of rhythm list. to press "rhythm" button to start to choose another rhythm, you can press the 0~9 number to change it or press "+/-" to change it. All the LED/LCD will display it.



##### Start/stop function

Press "start/stop" button to play the rhythm, and repress this button to withdraw this function.



##### Sync function

Press "sync" button to enter the sync function before the rhythm was played. Now press any key of 19 keys in left hand to start rhythm playback. The beat point shines on the LCD the characters displaying area displays the current tone or rhythm. If the chord function has started, press the corresponding key in 19 keys in chord area, the auto chord starts.



##### Fill in function

You can fill in a length of interlude to enhance the performance effect if you press "fill in" button during the rhythm playback, then the rhythm will continue to perform based on the original rhythm.

